

# Year 3 Curriculum Newsletter



## Term 2

Dear Parents and Carers,

Welcome back to our second half term of the school year. What a busy first week back and how wonderful to meet with many of you to celebrate your child's progress during TLC's. Thank you for your continued support with times table practise and reading at home!

### What is happening this term?

For whole school events please see the whole school dojo. Here are some additional things happening for Stingrays and Sea Otters.

PE - Wednesday and Thursday




Can children please collect small cardboard and plastic boxes for our DT unit - making vehicles.




The Value that we are focusing on this term is:







**Integrity**


## Term 2

### Key Learning

Subject and Topic	Overview	Key knowledge
English  Text: Winters Child	Reading 	Read and perform poems aloud. Discuss words and phrases that capture interest. Use dictionaries to check the meaning of words. Explain the meaning of words in context. Make predictions using the details stated and implied.  In Reciprocal reading we are continuing to read The Twits by Roald Dahl.
	Writing 	Plan writing by discussing the structure, vocab and grammar of similar writing. Discuss and record ideas. Build a varied and rich vocabulary. Assess the effectiveness of own and others' writing. Proof-read for spelling and punctuation errors.

		In English we will be reading and studying the Book – Winter’s Child by Angela McAllister.
	<b>Spelling</b>	Learning to use the prefix mis- Learning when ing, ed and en are adding to the end of words. Spelling words with the diagraph ai
	<b>Grammar</b>	Identify verbs, adjectives and nouns. Identify and use prepositions in a sentence. Use inverted commas to punctuate direct speech.
<b>Mathematics</b> 	<b>Addition and subtraction</b>  <b>Multiplication and Division</b>	<p>During this half term, we will be completing our learning about addition and subtraction to 1000 and beginning to focus on the times tables, using them to help us solve division problems.</p> <p><b>Key Knowledge</b></p> <p>Add and subtract numbers to 1000 using practical and written methods.  Add 1, 10 and 100 to 2 and 3 digit numbers  Subtract 1, 10 and 100 from 2 and 3 digit numbers  Multiply by 2, 5, 10 and 3.</p> <p><b>Key vocabulary</b></p> <p>Add, subtract, more, less, one, ten, hundred, total, altogether, increase, decrease.  Multiply, groups of, lots of, arrays, divide by.</p>
<b>Science</b> 	<b>Light and shadow</b>	<p><b>Key Knowledge</b></p> <p>During this unit, the children will recap sources of light. They will consider how light can be reflected on different surfaces and investigate how shadows are formed.</p> <p><b>Key Vocabulary</b></p> <p>Light, dark, shadow, reflective, non reflective, opaque, transparent, translucent, block, mirror</p>
<b>Design Technology</b> 	<b>Moving Vehicles</b>	<p><b>Key skills</b></p> <p>Consider the use of different vehicles  Investigate wheels, axle and chassis  Design and make a vehicle  Evaluate the finished product</p> <p><b>Key Vocabulary</b></p> <p>Vehicle, wheels, non-fixed axle, chassis, fixed axle, chassis, body, Make, Design, Evaluate</p>

<p>Computing</p> 	<p>Creating media – stop frame animation.</p>	<p><u>Key Knowledge</u></p> <ul style="list-style-type: none"> <li>- To plan an animation using a story board.</li> <li>- To explain the impact of adding other media to an animation.</li> <li>- To explain that a project must be imported so it can be shared.</li> </ul> <p><u>Key Vocabulary</u></p> <p>Animation, flip book, stop frame, frame, sequence, image, photograph, setting, character, events, onion skinning, consistency, evaluation, delete, media, import, transition.</p>
<p>History</p> 	<p>Ancient Greece</p>	<p><u>Key Knowledge</u></p> <p>This unit will study Ancient Greek life, their achievements, and their influence on the western world.</p> <p><u>Key Vocabulary</u></p> <p>Ancient, Century, Democracy, Parliament, Parthenon</p>
<p>Music</p> 	<p>Glockenspiel Stage 1</p>	<p><u>Skills Focus</u></p> <p>To play a musical instrument  To learn to use the language of music  To be introduced to reading musical notes</p> <p><u>Key Vocabulary</u></p> <p>Chime bars, pulse, musical notes: D, E, F.</p>
<p>Personal Social Health and Relationship Education</p> 	<p>Belonging to a group or Community</p> <p>Anti-Bullying Week</p>	<p><u>Key Knowledge</u></p> <p>To know what the word community means.  To know a variety of community spaces within their local geographical area.  To know what facilities are available in my local area.</p> <p><u>Key Vocabulary</u></p> <p>Community, role, local, geographical, area, facilities,</p>
<p>Physical Education</p> 	<p>Jumping and Landing</p> <p>Target games – archery/boccia</p>	<p><u>Key Knowledge</u></p> <p>To help organise roles and responsibilities  To cooperate well with others and give helpful feedback  To jump and land safely  To perform a standing and seated - static balance</p> <p><u>Key Vocabulary</u></p> <p>Balance, jump, landing, static</p>
<p>Religious Education</p> 	<p>How is Christmas celebrated around the world?</p>	<p><u>Key Knowledge</u></p> <p>Where, how and why is Las Posadas celebrated?  How do Christmas traditions in Poland link to the Christmas story?</p>

		<p>How do people in Norway celebrate advent?</p> <p><u>Key Vocabulary</u>          Christmas, celebrate, traditions, epiphany, advent. Nativity, Las Posadas, Christian</p>
<p>Spanish</p> 	<p>Calendar and Celebrations</p>	<p><u>Key Knowledge</u></p> <p>To be able to recognise and say days of the week.          To recognise and say the months of the year.          To attempt to write important months of the year.</p> <p><u>Key Vocabulary</u>          Bre, es, diciembre, Viernes, octubre, martes</p>