

Year 1 Curriculum Newsletter



Term 2

Dear Parents and Carers,

Welcome back year 1. We hope you have had a lovely half term and feel well rested for the term ahead. We have been so proud of how you have settled into year 1! We have lots of exciting learning planned for this half term and we are looking forward to seeing how you all progress.

The Year One Team

What is happening this term?

For whole school events please see the whole school dojo. Here are some additional things happening in Sea Turtles and Penguins:

6th & 7th November – TLC's

18th November – School photographs





9th December – Year 1 Christmas craft morning




11th December – Panto!





The Value that we are focusing on this term is:

Integrity

Key Learning

Subject and Topic	Overview	Key knowledge
English 	Reading 	This term the children will continue to read in our reading practise groups. Each session will involve: <ul style="list-style-type: none"> • decoding • prosody – reading with meaning, stress and intonation • comprehension – understanding the text
	Writing 	Poetry This term will be focusing on the poem 'There is no such thing as monsters' by Robert Stephenson. We will learn the poem and perform and write our own version if the poem. Fiction This term we are reading the book 'Nibbles' We will be focussing on using correct punctuation and being able to add 'and' to our sentence writing.
	Spelling Phonics	This term we will be focusing on recapping phase 3 sounds and tricky words. We will also now be reading longer words using a chunking method.
Mathematics 	Addition and Subtraction Shapes	Key Knowledge To recognise and name 3D shapes To sort 3D shapes To recognise and name 2D shapes To sort 2D shapes

		<p>To create patterns with 3d and 2D shapes To understand part, part wholes To know number bonds To understand fact families To write simple addition and subtraction number sentences To solve simple number problems</p> <p style="text-align: center;"><u>Key Vocabulary</u></p> <p>Cylinder sphere cube cuboid Addition Subtraction</p>
<p style="text-align: center;">Science I Wonder Why</p> 	<p>Materials</p>	<p style="text-align: center;"><u>Key Knowledge</u></p> <p>To be able to distinguish between an object and the material it is made from. To name a variety of everyday materials. To describe properties of simple materials.</p> <p style="text-align: center;"><u>Key Vocabulary</u></p> <p>Wood, Glass, Plastic, Paper, Metal, Water, Fabric, Cardboard, Hard, Soft, Bendy, Stiff, Rough, Smooth, Shiny and Dull</p>
<p style="text-align: center;">Art and Design</p> 	<p>Kites This term we are going to be designing and making our own kites.</p>	<p style="text-align: center;"><u>Key Knowledge</u></p> <p>To understand the purpose and history of kites To design a kite To understand which materials would work best for a kite To construct a kite following a simple design</p> <p style="text-align: center;"><u>Key Vocabulary</u></p> <p>Plan Design Evaluate Material Purpose</p>
<p style="text-align: center;">Computing</p> 	<p>Computing Unit 2 Creating media-Digital painting</p>	<p style="text-align: center;"><u>Key Knowledge</u></p> <p>Using a range of tools used for digital painting</p> <p style="text-align: center;"><u>Key Vocabulary</u></p> <p>paint program, tool, paintbrush, erase, fill, undo, shape tools, line tool, fill tool, undo tool, colour, brush style, brush size, pictures, painting, computers</p>
<p style="text-align: center;">History</p>	<p style="text-align: center;">Family History</p>	<p style="text-align: center;"><u>Key Knowledge</u></p> <p>Can they ask and answer questions about old and new objects and describe their differences? · Can they give a plausible explanation about what an object was used for in the past? · Can the children discuss how they have changed since they were born? · Can the children explain why certain objects were different in the past · Can the children put up to three objects in chronological</p>

		<p>order?</p> <p><u>Key vocabulary</u></p> <p>Old Very old New A long time ago 'When mummy and daddy were little' When I was little...</p>
<p>Music</p> 	<p>Rhythm in the way we walk</p>	<p><u>Key Knowledge</u></p> <p>Rhythm in the way we walk / banana rap. How pulse, rhythm and pitch work together. Singing and rapping.</p> <p><u>Key vocabulary</u></p> <p>Pulse Rhythm Pitch</p>
<p>Personal Social Health and Relationship Education</p> 	<p>Anti-Bullying</p>	<p><u>Key Knowledge</u></p> <p>To understand what it means to be unique To think about the ways in which I am unique To understand why it is important to look out for your classmates To think about the ways that we can make our class a happy community.</p> <p><u>Key vocabulary</u></p> <p>Unique community caring rules supportive bystander</p>
<p>Physical Education</p> 	<p>Unit 5 Gymnastics</p>	<p><u>Key Knowledge</u></p> <p>I can work with others, take turns and share equipment Dynamic balance to agility – jumping and landing Static balance – seated</p> <p><u>Key Vocabulary</u></p> <p>Balance Seated Jump Land Forwards Backwards Side to Side Share Warm up</p>
<p>Religious Education</p> 	<p>How and why do we celebrate birthdays?</p>	<p><u>Key Knowledge</u></p> <p>What do we know about celebrating birthdays? Who is Buddha and how is his birthday celebrated? Who is Guru Nanak and how is his birthday celebrated? Who is prophet Muhammad and how is his birthday celebrated? When do Christians start celebrating Jesus' birthday? What is the Christmas Story?</p> <p><u>Key Vocabulary:</u></p> <p>Advent, Birthday, Buddha, Celebrate, Christmas, Differences, Equality, Guru Nanak, Jesus, Prophet Muhammad, Similarities, Special, Wesak.</p>